

# ALL NEW D260 / D270 SPECIFICATION



## New Generation & Choice

**D260 D270 2.4L**

Specification	D260 (VAN)				D270 (PICK-UP)			
	2.4L / 2WD				2.4L / 2WD			
	Panel Van	Semi-Panel Van		Window Van	Chassis Cab		Freezer	
	TL21A	TL21B	TL23B	TL23J	TL21T	TL23T	TL21F	TL23F
	6MT	6MT	5AT	5AT	6MT	5AT	6MT	5AT
Seating Capacity (persons)	2	5	5	8	3			
Overall Length (mm)	4820				4765	4765	4948	4951
Overall Width (mm)	1690				1695	1695	1713	1750
Overall Height (mm)	1960				1830	1830	2351	2424
Wheelbase (mm)	2435				2470			
Gross Vehicle Weight (kg)	2510				2715			
Curb Weight (kg)	1530	1672	1692	1650	1245	1265	1245	1265
Payload (kg)	980	838	818	860	1470	1450	1470 (incl. Box)	1450 (incl. Box)
Fuel Tank Capacity (L)	55				66			
Tires	185R14C							
Min. Turning Radius (M)	4.9							
Engine Type	Mitsubishi 4G69 / Inline 4-Cylinders / 16 Valves / MPI							
Displacement (c.c)	2,378							
Max. Power (Ps / rpm)	133 / 5,250							
Max. Torque (kg-m / rpm)	20.4 / 2,500							
Bore x Stroke (mm)	87.0 x 100							
Compression Ratio	9.8:1							
Fuel	Unleaded Gasoline ( ≥ RON 92)							
Power Steering	EPS Type							
Drivetrain	FR							
Front Suspension	Double-Wishbone Torsion Bar Suspension System With Anti-Roll Bar & Absorber							
Rear Suspension	Leaf Spring With Absorber							
Front Brake	Disc Brakes							
Rear Brake	Drum Brakes							
Dual Front Airbags	•	•	•	•	•	•	•	•
ABS (Anti-lock Brake System)	•	•	•	•	•	•	•	•
ASC (Active Stability Control)	•	•	•	•	•	•	•	•
TCS (Traction Control System)	•	•	•	•	•	•	•	•
HSA (Hill Start Assist)	•	•	•	•	•	•	•	•
HBA (Hydraulic Brake Assist)	•	•	•	•	•	•	•	•
BOS (Brake Override System)	•	•	•	•	•	•	•	•
EBD (Electronic Brake Distribution)	•	•	•	•	•	•	•	•
ARP (Active Rollover Protection)	•	•	•	•	•	•	•	•
ESS (Emergency Stop System)	•	•	•	•	•	•	•	•
TPMS (Tire Pressure Monitoring System)	•	•	•	•	•	•	•	•
RAB (Ready Alert Brake)	•	•	•	•	•	•	•	•
Impact Beams	•	•	•	•	•	•	•	•
Anti-Theft System With Immobilizer	•	•	•	•	•	•	•	•
Daytime Running Lamp	•	•	•	•	•	•	•	•
Front Bumper 2-tone	—	—	—	•	—	—	—	—
Front Fog Lamps	—	—	—	•	—	—	—	—
Rear Fog Lamp	•	•	•	•	•	•	•	•
Multi-Function Info Display	•	•	•	•	•	•	•	•
Eco Mode Switch	—	—	•	•	—	•	—	•
Steering Wheel (Cruise / Audio Control Switch)	—	—	—	•	—	—	—	—
Cup Holder	•	•	•	•	•	•	•	•
Door Mirror Adjustment	Manual	Power	Power	Power	Manual	Manual	Manual	Manual
Seat Material	PVC Leather	PVC Leather	PVC Leather	PVC Leather	PVC Leather	PVC Leather	PVC Leather	PVC Leather
Front Power Window	—	•	•	•	—	•	—	—
Central Door Lock	•	•	•	•	•	•	•	•
AC Cooler / Heater / Rear Cooler	• / • / —	• / • / •	• / • / •	• / • / •	• / • / —	• / • / —	• / • / —	• / • / —
USB Port	•	•	•	•	•	•	•	•
Audio Player (Radio / Bluetooth / MP3)	•	•	•	•	•	•	•	•
Number of Speakers	2	4	4	4	2	2	2	2

\*CMC reserves the right to alter any specification without prior notice.



CMC TAIWAN  
Overseas Business Division  
No.618, Xiucai Rd., Yangmei Dist.,  
Taoyuan City 326, Taiwan (R.O.C.)  
TEL : 886-3-478-3191  
<https://www.cmc-motor.com/>



White



Silver



Dark Blue



Marine Blue



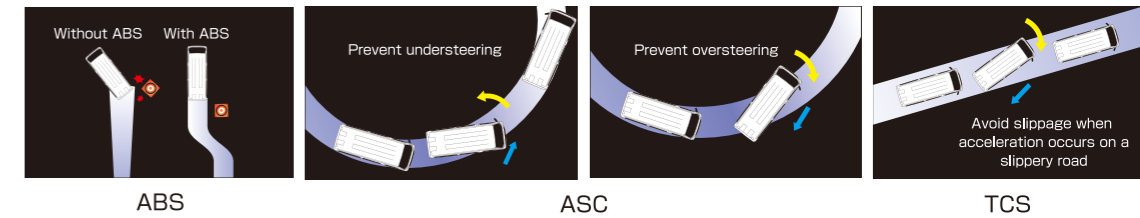
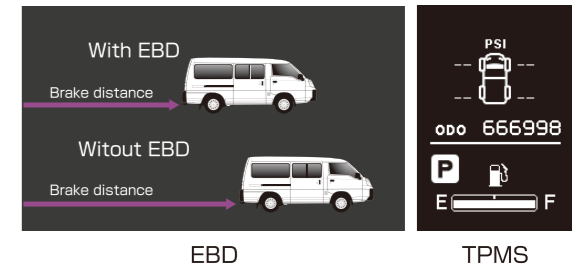
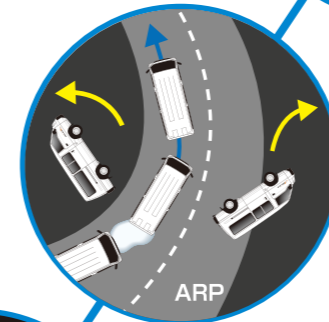
White



Dark Blue



## Powerful and Reliable Business Partner

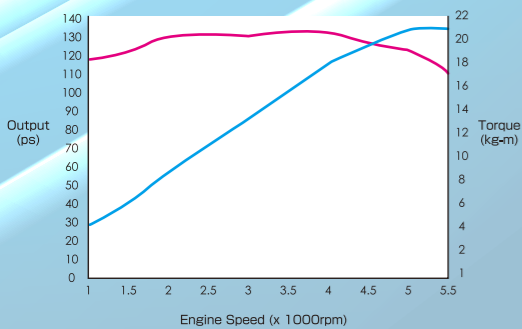


### Choose from:

- 5 speed Automatic Transmission
  - 6 speed Manual Transmission
- Both 5-speed Automatic Transmission and 6-speed Manual Transmission offer smoother shifts and durability.



### 2.4L Engine Power Performance



### 2.4L MITSUBISHI Engine

- Max. Power: 133 ps / 5,250 rpm
- Max. Torque: 20.4 kg-m / 2,500 rpm

## Complete Safety Protection

- Dual Front Airbags
- ABS (Anti-lock Brake System)
- ASC (Active Stability Control)
- TCS (Traction Control System)
- HSA (Hill Start Assist)
- HBA (Hydraulic Brake Assist)
- BOS (Brake Override System)
- EBD (Electronic Brake Distribution)
- ARP (Active Rollover Protection)
- ESS (Emergency Stop System)
- TPMS (Tire Pressure Monitoring System)
- RAB (Ready Alert Brake)



# D260 Interior



Audio Control



Cruise Control



# D270 Performance



Freezer  
(Dealer Option)  
Trust and Enrich  
Partner



2<sup>nd</sup> row seat 60:40 Split

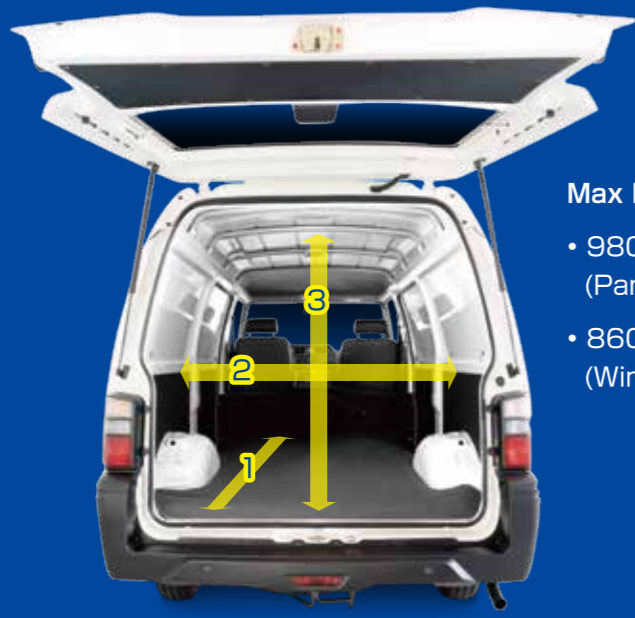


2<sup>nd</sup> row seat full flat



3<sup>rd</sup> row seat folded forward

## Flexible Space



## Sufficient Loading Capacity & Payload

- 1 Length 2,720 mm
- 2 Width 1,530 mm
- 3 Height 1,380 mm

### Max Payload

- 980KG (Panel Van)
- 860KG (Window Van)

### Choose from:

- 5 speed Automatic Transmission
  - 6 speed Manual Transmission
- Both 5-speed Automatic Transmission and 6-speed Manual Transmission offer better shifts and durability.



5 speed AT



6 speed MT



High Loading Body Frame



Leaf Spring

# D270 Freezer Specs (Dealer Option)

# D270 Interior

Top Performance of temperature range from  $-20^{\circ}\text{C} \sim +30^{\circ}\text{C}$



**| Condenser |**

Parallel flow type with Light-weight design instead of conventional pipe and Serpentine type.



**| Evaporator |**

Forced circulation type makes air flow more efficient.



**| Standby Cooling System |**

Provides another option of power source.



**| Compressor |**

The key compressor made in Japan offers better performance and reliability.



**| Controller |**

Micro-Digital display features with fault monitoring and auto defrosting.



**| All-in-one Safety Lock |**

Safety locks on the side & back doors ensure the goods' security.



Easy To Move and Drive



Power Steering



Multi-Function Info Display



1-DIN Audio Player (Radio / Bluetooth / MP3)

FREEZER

Temperature Range	-20°C ~ +30°C
Freezer Capacity	1700Kcal/h(-18°C)
Drivetrain	Engine Direct Drive
Power	DC12V
Displacement	147c.c./rev.
Refrigerant	R134a
Thermostat	Micro-Digital Display
Defrost	Automatic/Manual
Protection Mechanism	Low and High Pressure Switches

Weight	Evaporator (kg)	19.5
	Condenser (kg)	15.8
	Compressor (kg)	7
	Others (kg)	6.3

Dimension	Evaporator (mm)	292(L) x 855(W) x 290(H)
	Condenser (mm)	255(L) x 930(W) x 326(H)

Box	Dimension	Outside (mm)	2865(L) x 1685(W) x 1690(H)
		Inside (mm)	2670(L) x 1485(W) x 1440(H)

Freeze anytime, Fresh anywhere

